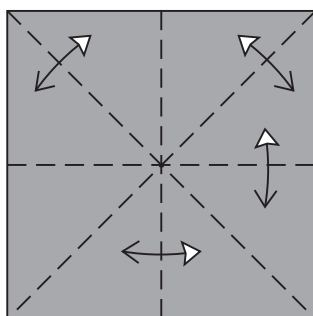
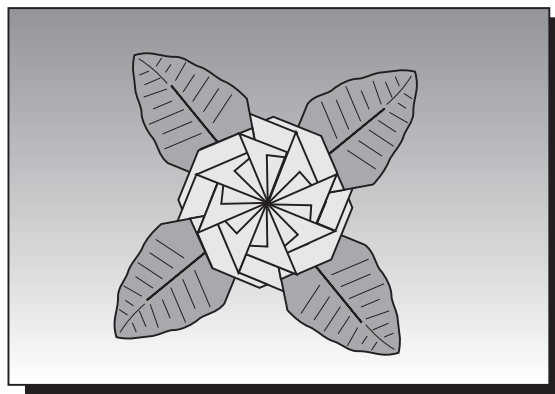


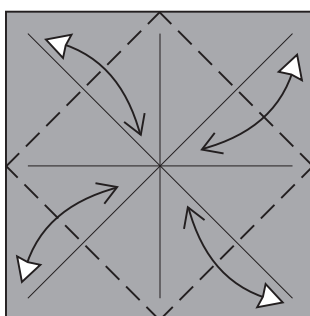
Virág levelekkel

Flower with Leaves

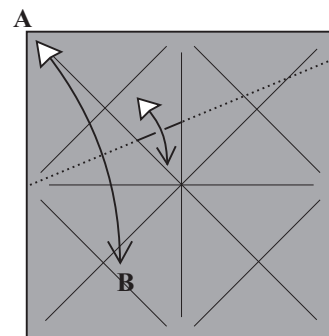
Model: Peter Budai © 1997.
Diagrams: Peter Budai © 1998.



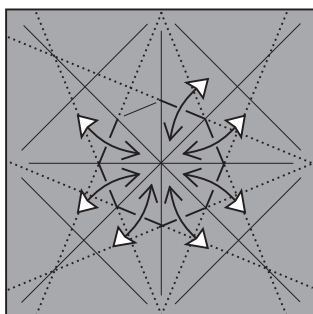
1. Oda-visszahajtások átlósan és a felezők mentén.
Fold an unfold diagonally and in half.



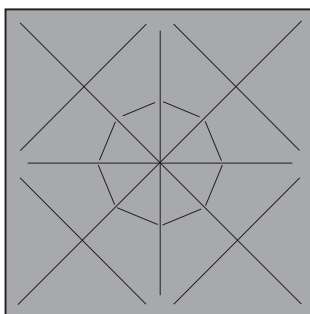
2. A sarkokat középre hajtjuk, majd vissza.
Fold the corners to the center and unfold.



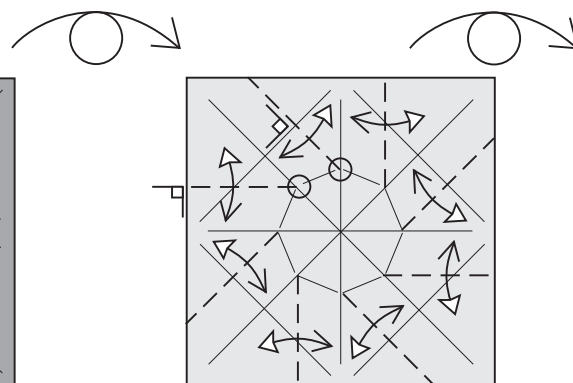
3. Az "A" sarkot a "B" vonalra hajtjuk, majd vissza. **Csak középen élezünk!**
*Fold corner "A" to line "B" and unfold. **Crease only the middle.***



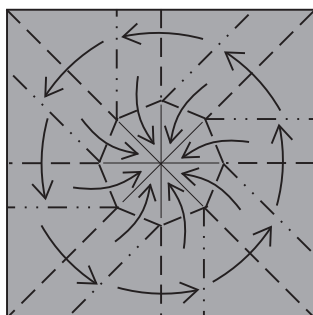
4. Oda-visszahajtások úgy, mint az előző lépésben.
Fold an unfold alike to the previous step.



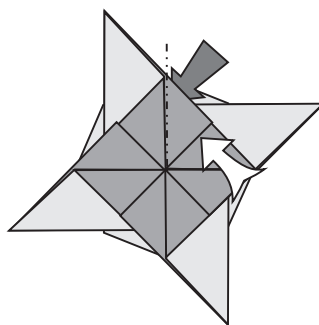
5. Középen kialakult egy nyolcszög. Fordítsd meg a papírt!
An octagon is born in the center. Turn the paper over.



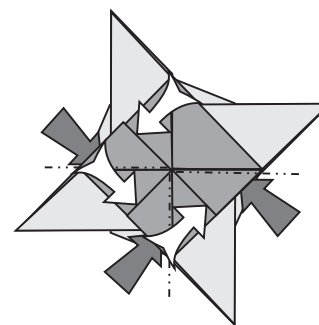
6. Oda-visszahajtások a rajz mintájára. Fordítsd meg!
Fold and unfold as shown. Turn the paper over.



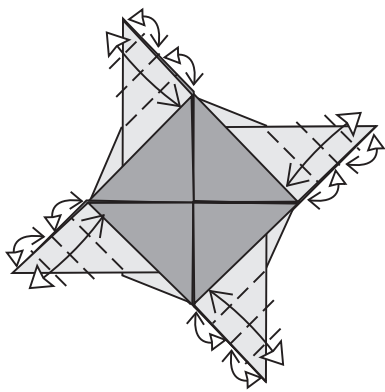
7. Összehajtjuk a már kész élek segítségével.
Collapse using existing creases.



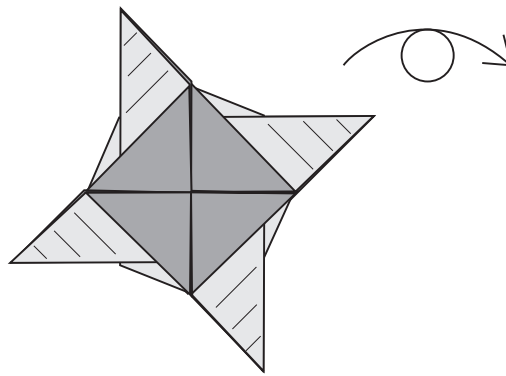
8. Váltóhajtás a sarkon.
Reverse-fold the corner.



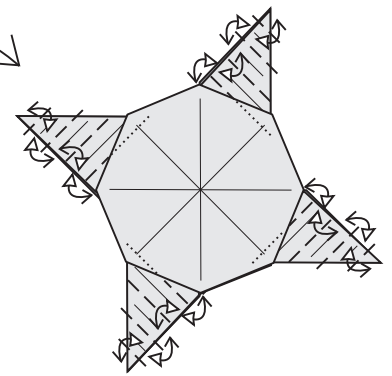
9. Váltóhajtás a maradék három sarkon is.
Reverse-fold the remaining three corners as well.



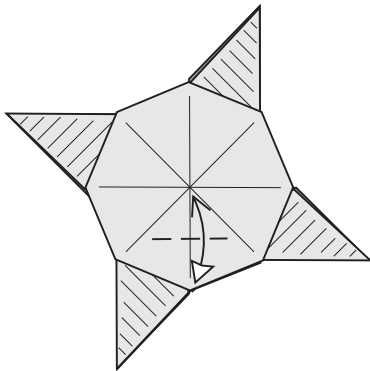
10. Negyedelőnk mind a négy fülön.
Divide into fourths on all four flaps.



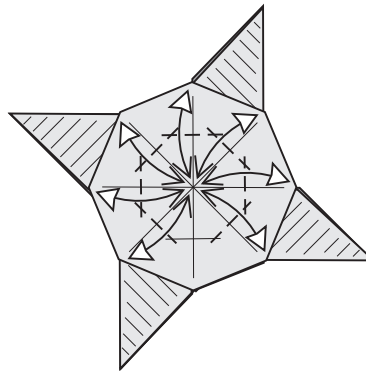
11. Fordítsd meg a modellt!
Turn the model over.



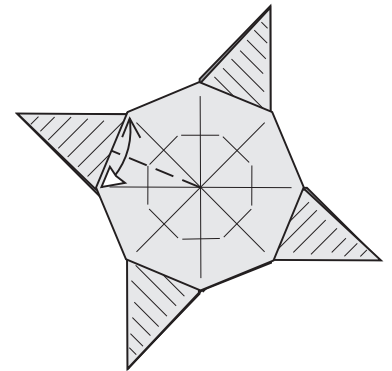
12. Tovább felezzük (nyolcadokra).
Divide further into eights.



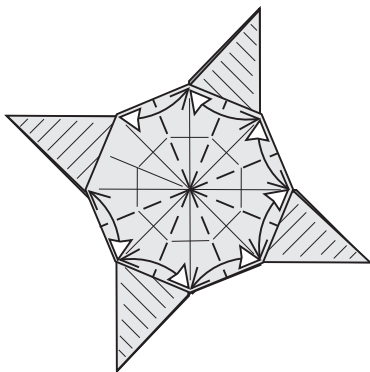
13. Oda-visszahajtás a felső rétegen.
Fold and unfold the top layer.



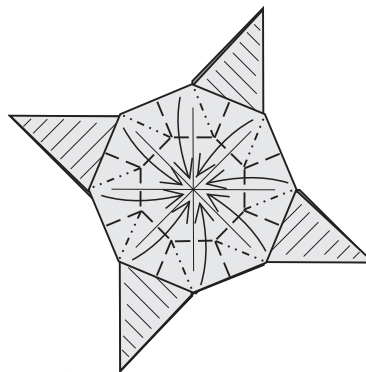
14. Oda-visszahajtjuk a többi hét csúcsot is.
Fold and unfold the remaining 7 points.




15. Oda-visszahajtás ismét.
Fold and unfold again.



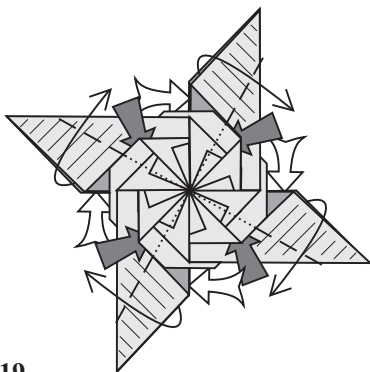
16. Oda-visszahajtunk a maradék hét helyen.
Fold and unfold at the remaining 7 places.



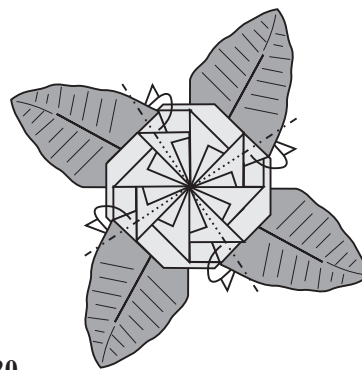
17. Összehajtjuk a már meglévő élek felhasználásával.
Collapse using existing creases.




18. Hátrahajtunk négy sarkot.
Mountain-fold four corners.



19. Váltóhajtás (csak egy réteget) a középponttól a harmadik hajtásélig.
Reverse-fold one layer. The fold goes from the center to the third crease.



20. A modell nem lapos. Hátrahajtunk.
The model does not lie flat. Mountain-fold.



21. Kész a virág.
Finished flower.