

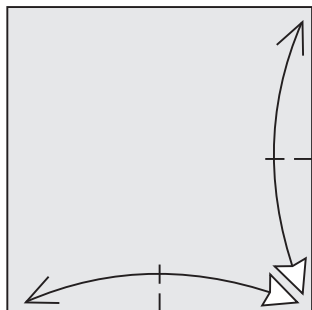
# Ötödölési recept

Rajz: Budai Péter © 2009

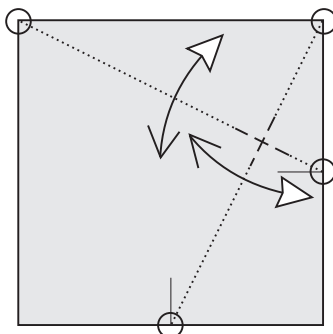
# How to fold a 5x5 grid

Diagrams: Peter Budai © 2009

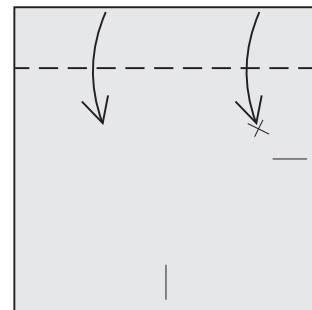
© [www.budaiorigami.hu](http://www.budaiorigami.hu)



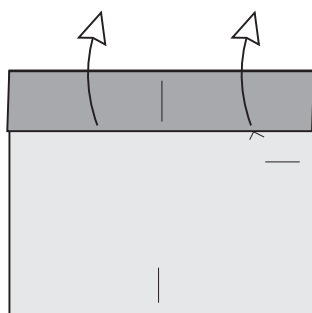
1. Oda-visszahajtás féltávon.  
*Fold and unfold halfway.*



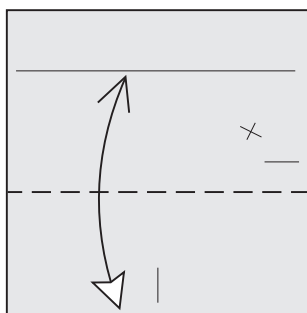
2. Oda-visszahajtások.  
*Fold and unfold.*



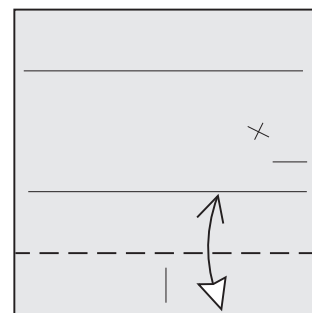
3. Lehajtunk a metszéspontig.  
*Fold down to the intersection.*



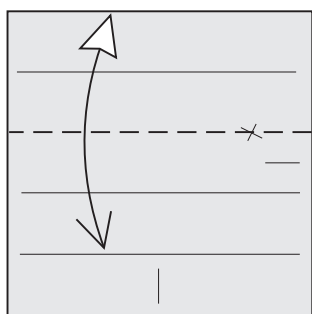
4. Visszahajtottunk.  
*Unfold.*



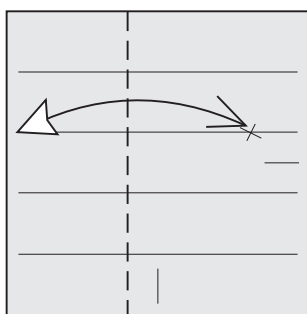
5. Felhajtottunk az élhez és vissza.  
*Fold up to the crease and unfold.*



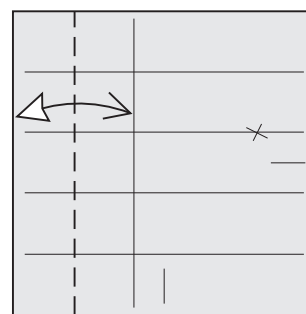
6. Az élhez hajtottunk, majd vissza.  
*Fold to the crease and unfold.*



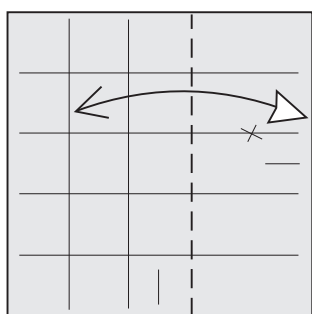
7. Az élhez hajtottunk, majd vissza.  
*Fold to the crease and unfold.*



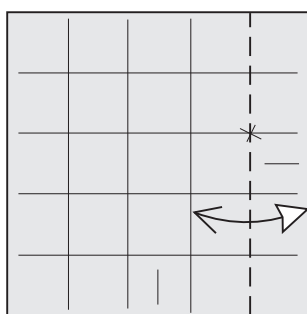
8. A metszéspontoz hajtottunk és vissza.  
*Fold to the intersection and back.*



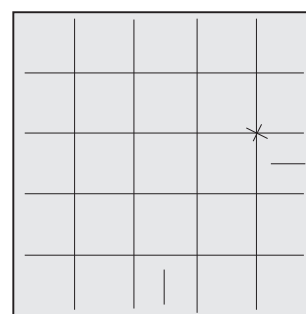
9. Az élhez hajtottunk, majd vissza.  
*Fold to the crease and unfold.*



10. Az élhez hajtottunk, majd vissza.  
*Fold to the crease and unfold.*



11. Oda-visszahajtás ismét.  
*Fold and unfold again.*



12. A kész 5x5-ös beosztás.  
*The finished 5x5 grid.*